

Dexcom G7 新優勢

NEW FEATURES



更舒適 More Comfortable Wear

相對 Dexcom G6 感應器細小 60%
Sensor 60% Smaller comparing with Dexcom G6



一體式感應器 All-in-one Sensor

無需使用傳送器，操作更簡便
Transmitter-free. More convenient.

安裝後更快完成起動 Shorter Warm-up Time

30分鐘內完成感應器起動及開始監測
Complete sensor warmup and start monitoring within 30 minutes

感應器使用時間更有彈性 More Flexible with Grace Period

有額外12小時的寬限使用時間，確保無縫更換新的感應器
Extra 12-hour grace period for a more seamless transition between sensors

警報設定更完善 Enhanced Alerts

各項警報及提示功能更趨個人化及更靈活
Refined suite of alert settings and sounds for more discretion and flexibility

更多特點 More Features

無需手指採血、無需掃描 Zero Fingersticks, No Scanning
2歲以上適用 FDA Approved 2+ Years
緊急低葡萄糖預警 Urgent Low Soon Alert
高、低警報 High & Low Alerts
可分享實時數據給最多10人 Option to share real-time data with up to 10 followers

門市地址 Shops:

香港區 Hong Kong

銅鑼灣軒尼詩道 489 號銅鑼灣廣場 1 期 21 樓 2102 室
Unit 2102, Causeway Bay Plaza I, 489 Hennessy Road, Causeway Bay
☎ 2915 3388 📞 9482 2116

中環皇后大道中 33 號萬邦行 10 樓 1005 室
Rm 1005, 10/F., Melbourne Plaza, 33 Queen's Rd Central, Central
☎ 2522 6811 📞 9482 0006

九龍區 Kowloon

長沙灣荔枝角道 777 號田氏企業中心 21 樓
21/F, Tins Enterprises Centre, 777 Lai Chi Kok Rd, Cheung Sha Wan
☎ 2332 3366 📞 9438 1987

旺角彌敦道 688 號旺角中心第一座 19 樓 1920 室
Room 1920, 19/F, Argyle Centre (Phase I), 688 Nathan Road, Mongkok
☎ 2395 2300 📞 9380 1513

新界區 New Territories

沙田正街 3-9 號希爾頓中心商場 3 樓 46A 舖
Shop 46A, 3/F, Hilton Plaza, 3-9 Shatin Centre Street, Shatin
☎ 2692 8666 📞 9438 1986

澳門南灣大馬路 371 號京澳大廈 5 樓 B
Avenida da Praia Grande No. 371, Edf, Keng Ou 5/B, Macau
☎ (853) 2836 6039 📞 (853) 6666 3213

總代理 Distributor:



九龍長沙灣荔枝角道777號田氏企業中心21樓
21/F, Tins Enterprises Centre, 777 Lai Chi Kok Rd, Cheung Sha Wan, HK
電話 Tel: 2332 3366 傳真 Fax: 2744 2313
網址 Website: www.celki.com

網店 Eshop:
www.mycelkishop.com.hk

門市最新地址
及營業時間:



參考文獻 References:

1. Beck, et al. JAMA. 317(4). 371-378.
2. Welsh, JB et al. Diabetes Technol Ther. 2019;21(3).
3. Polonsky WH, et al. Diabetes Technol Ther. 2021;23(3): 195-202

+有關兼容設備的列表，請瀏覽
For a list of compatible devices, visit:
www.dexcom.com/compatibility

Dexcom G7

連續葡萄糖監測

CONTINUOUS GLUCOSE MONITORING



Dexcom G7

實時連續葡萄糖監測系統，
使糖尿病管理變得非常簡單。

Managing diabetes can be powerfully simple with
Dexcom G7 real-time continuous glucose monitoring systems.



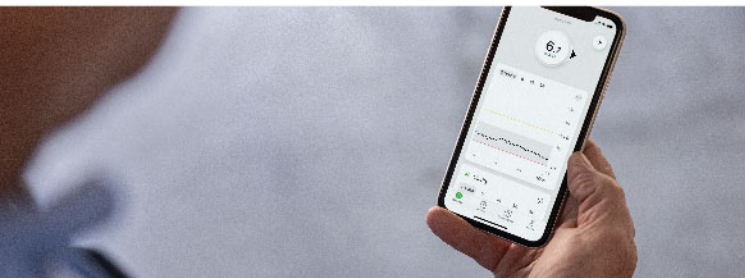
無需手指採血*
No Fingersticks*

無需掃描
No scanning.

*如果您的葡萄糖警報和G7讀數與症狀或預期不符，請使用血糖測試儀以作出治療決定。
*If glucose alerts and readings from Dexcom G7 do not match symptoms or expectations,
use a blood glucose meter to make diabetes treatment decisions.

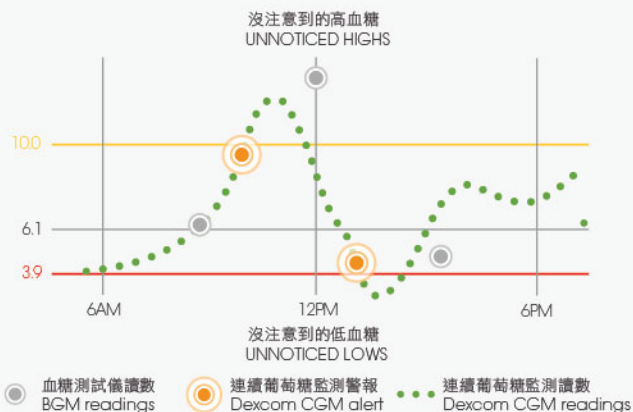
隨時隨地，查看葡萄糖水平的變化 SEE WHERE GLUCOSE LEVELS ARE HEADING, ANYTIME AND ANYWHERE

透過安裝在皮膚下的感應器，Dexcom G7 連續葡萄糖監測會全日24小時，每5分鐘自動把實時葡萄糖讀數，傳送到兼容的智能手機、智能手錶或接收器，反映葡萄糖水平及變化趨勢。Through a sensor inserted just underneath the skin, Dexcom G7 CGM system automatically sends real-time glucose readings to a compatible smartphone, smart watch or receiver every 5 minutes throughout 24 hours, showing where glucose levels are and where they are trending.



通過不斷更新靜態的葡萄糖讀數，用戶可以實時看到運動、食物和藥物的影響和效果，有助控制糖尿病。By turning static glucose readings into an ever-updating story, the effects of exercise, food and medicine can be seen in real-time, helping people to take control of their diabetes.

CGM監測警報可反映高低血糖情況，血糖測試儀(BGM)則可能忽略了這些情況。Alerts can reveal highs or lows that could be missed with a blood glucose meter (BGM).



誰適合使用 DEXCOM G7? WHO CAN BENEFIT FROM A DEXCOM G7 CGM SYSTEM?

- ✓ 2歲以上患有1型或2型糖尿病的人仕
People ages 2+ years old with Type 1 or Type 2 diabetes
- ✓ 需監測血糖水平的孕婦
Pregnant women who need glucose monitoring
- ✓ 每日多次注射胰島素 (MDI) 或使用胰島素泵的患者
Using Multiple Daily Injections (MDI) or an Insulin pump

連續葡萄糖監測於以下情況特別有用：

- 糖化血紅素 HbA1c 目標不符合預期
- 沒有意識的低血糖
- 血糖變化過大
- 由於怕低血糖而患有高血糖症

CGM is particularly helpful if you:

- Are not at your HbA1c goal
- Have hypoglycaemia unawareness
- Have glycaemic variability
- Have hyperglycaemia due to fear of hypoglycaemia

成效顯注 MADE FOR RESULTS

研究顯示，使用Dexcom 連續葡萄糖監測，可以：

- 降低糖化血紅素HbA1c^{1,2}
- 增加血糖在目標範圍內的時間^{1,2}
- 減少血糖過高及高低情況^{1,2}
- 改善生活質素³

Dexcom CGM use is shown to:

- Lower HbA1c^{1,2}
- Increase time in range^{1,2}
- Reduce hyper- and hypoglycaemia^{1,2}
- Improve quality of life³



Dexcom G7 - 如何操作? HOW IT WORKS?



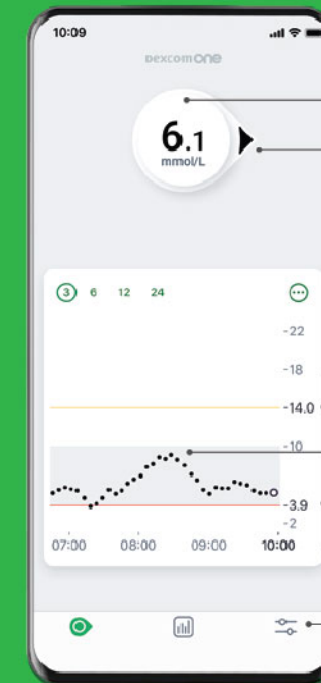
自動安裝器 AUTO-APPLICATOR
簡單的自動安裝器，只需按下按鈕，便可輕易地把感應器探頭安裝在皮膚下。
Simple auto-applicator to insert the sensor just beneath the skin by pushing a button.



感應器 SENSOR
可安裝於腹部、手臂，或上臀部（2-6歲小朋友）的皮膚下。持續10天檢測皮下組織的葡萄糖讀數，並以藍芽無線傳送數據到兼容的智能電話或接收器。
Wear locations: abdomen, back of arm, upper buttocks (ages 2-6 years). Monitors interstitial glucose levels for 10 days. Sending data wirelessly to a compatible smartphone or receiver*.



顯示器材 DISPLAY DEVICE
於相容的智能電話/智能手錶，或Dexcom接收器查看實時數據。
View real-time glucose data and trends either on a compatible smartphone or an optional receiver.



葡萄糖讀數
Glucose reading

葡萄糖趨勢指示
Trend arrow

高葡萄糖警報水平範圍
High-glucose alert level

趨勢圖和即時葡萄糖讀數
Trend graph and current glucose reading

低葡萄糖警報水平範圍
Low-glucose alert level

個人化警報
Customisable alerts